

Analyse du séisme du 21 juin 2019 06h50 UTC de MI 4.8

Environ 30 km au Nord de Bressuire, Deux-Sèvres (79)

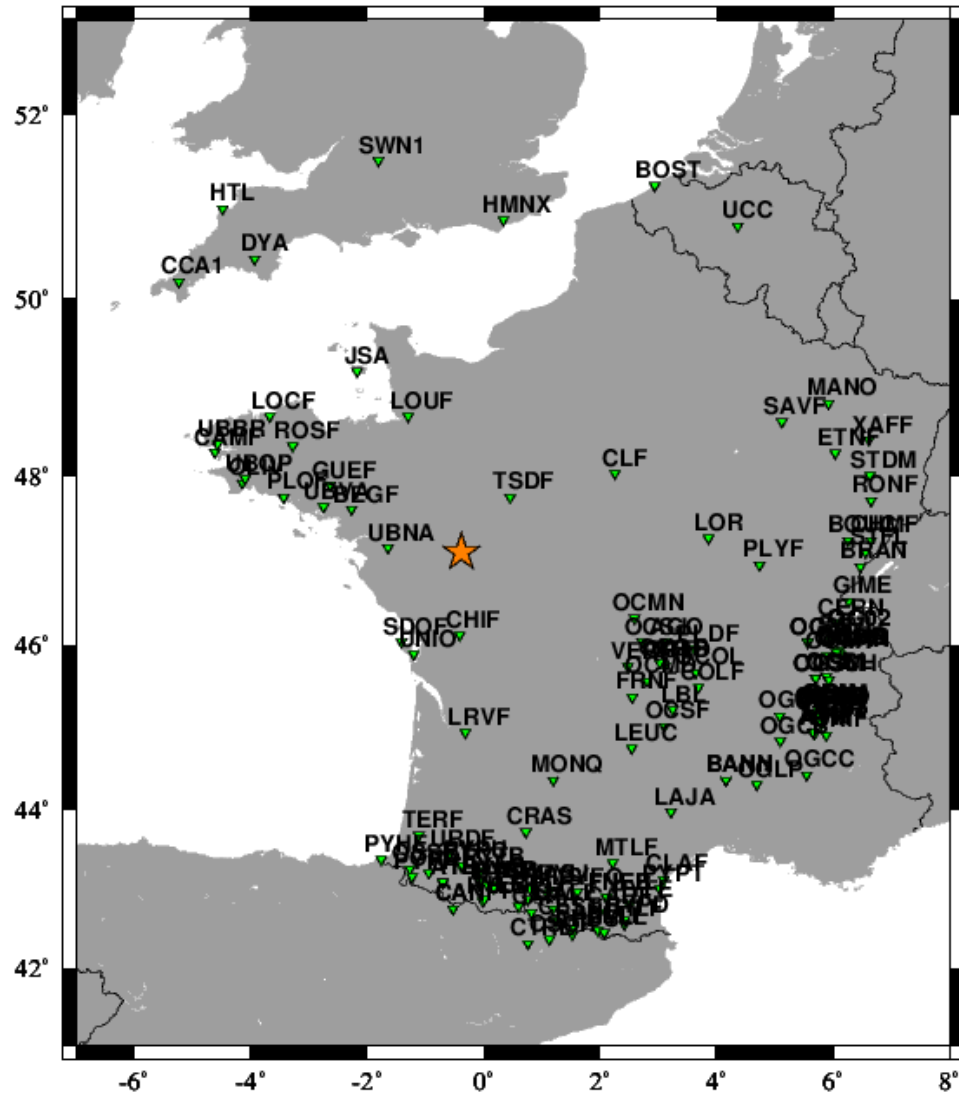
Bertrand Delouis, Géoazur, 25 juin 2019
delouis@geoazur.unice.fr



Avec étude de l'impact de l'incertitude sur le modèle de vitesse

- Inversion de la localisation hypocentrale avec différents modèles de vitesse
- Inversion des formes d'ondes FMNEAR avec filtrage ajusté manuellement et deux modèles de vitesse

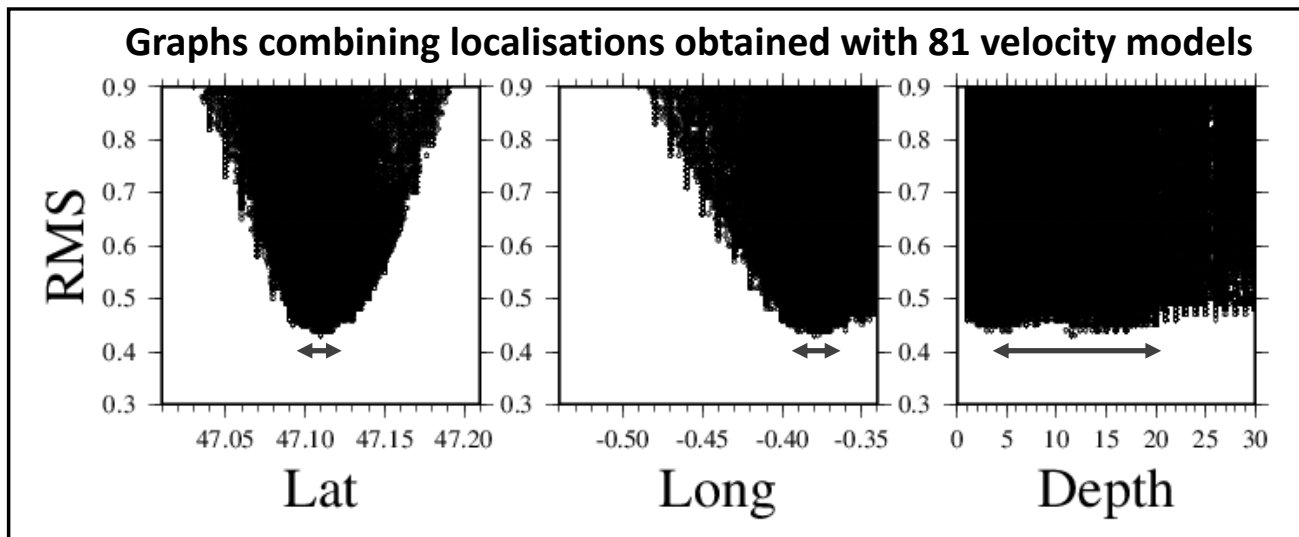
**Stations disponibles
pour la localisation
hypocentrale**



Inversion of P and S arrival times for lat, long, depth, and T0 combining a grid search, simulated annealing, and HYPOINVERSE-2000 (Klein, 2002), testing a series of velocity models with varying velocity gradient (Vp_top and Vp_base in the crust), Moho depth (25, 30, 35 km), and the Vp/Vs ratio (1.70, 1.73, 1.76)
Vp mantle fixed to 7.9 km/s

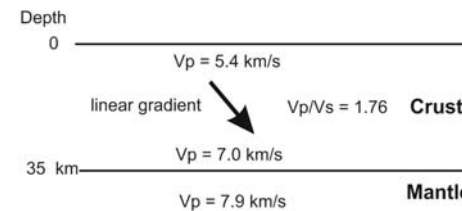
Distance weighting: weight is 1 if dist < 70 km, then weight decreases until reaching 0 for dist ≥ 420 km

Weighted phases retained:
35 P + 6 S



Best solution found:

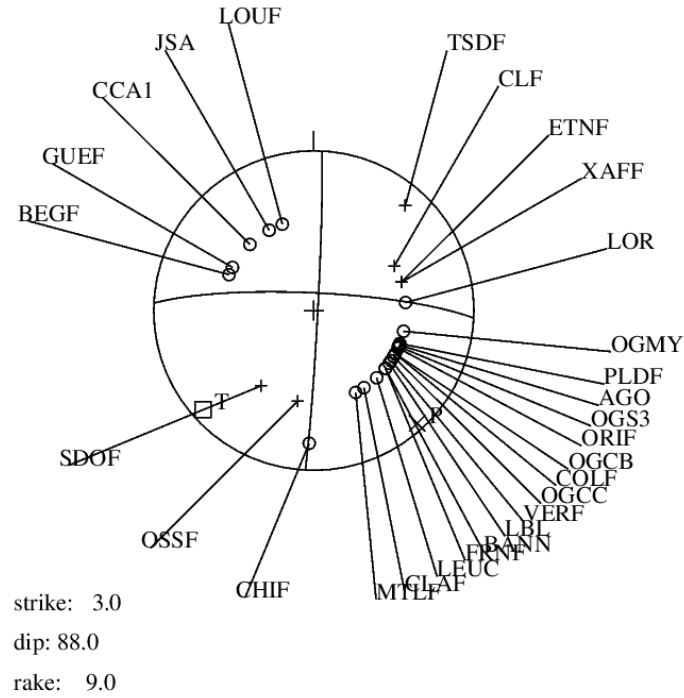
Lat: 47.110 Lon: -0.377 Depth: 12 km
T0: 56.6s RMS_{LOC}: 0.43s
Vp_top, Vp_base, depth_moho
5.40 km/s 7.00 km/s 35.0 km
best Vp/Vs= 1.76



Focal mechanism from P first motions

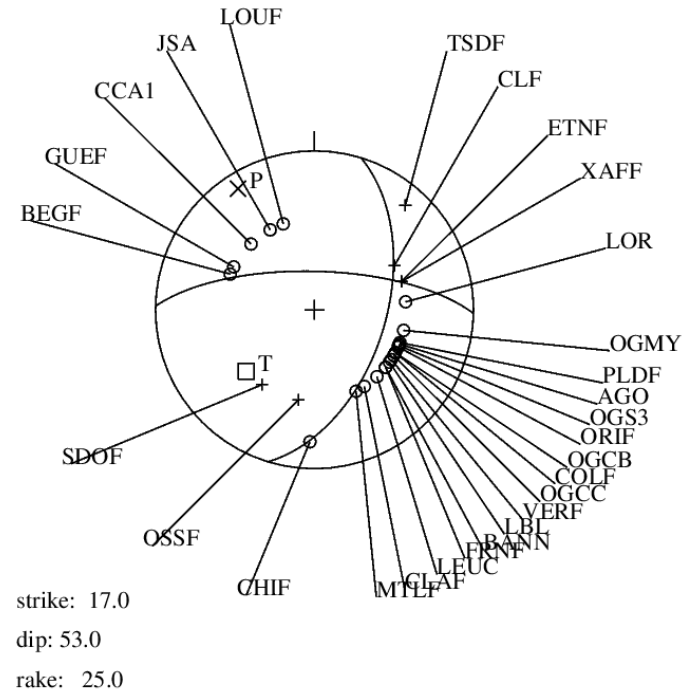
With the best depth found, 12 km ($RMS_{loc} = 0.43$)

Sol FMP 1



Plan 2:
Strike 273
Dip 81
Rake 178

Sol FMP 2



Plan 2:
Strike 271
Dip 70
Rake 140

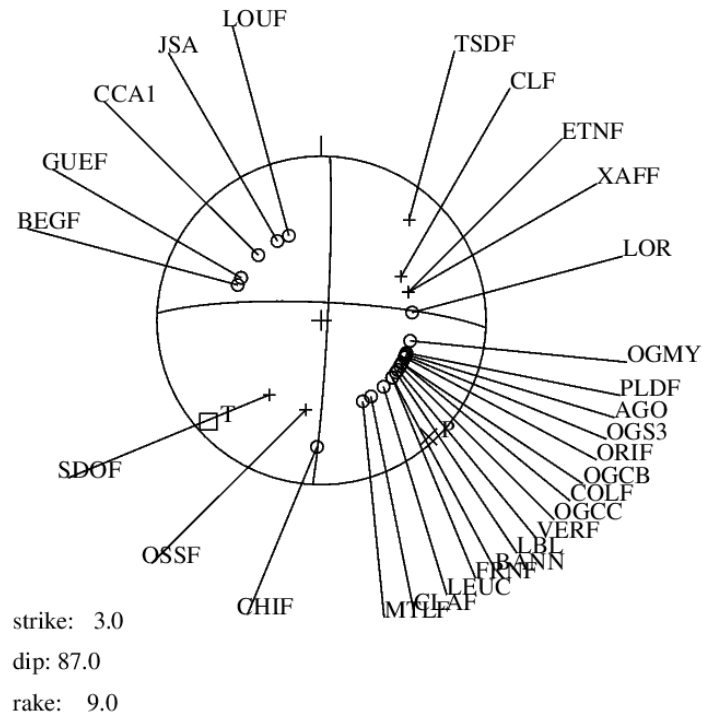
+ : first motion in compression (Zup) o : first motion in dilatation (Z down) o (red) : polarity in disagreement with the FM

Focal mechanism from P first motions

With depth 7 km ($RMS_{loc} = 0.45$)

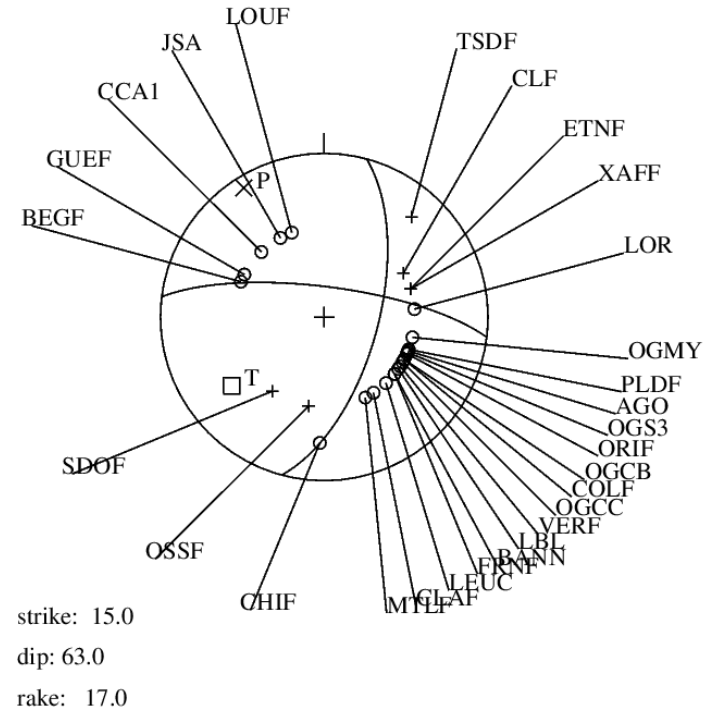
This is the depth corresponding to the best solution found with FMNEAR (next page)

Sol FMP 1



Plan 2:
Strike 273
Dip 81
Rake 177

Sol FMP 2

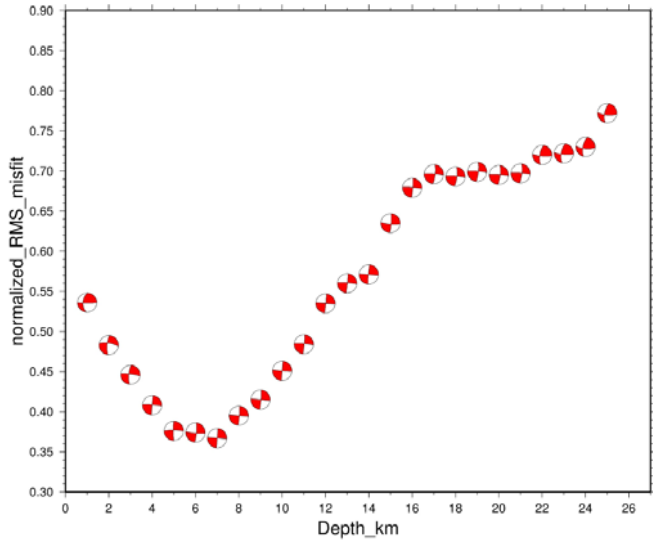
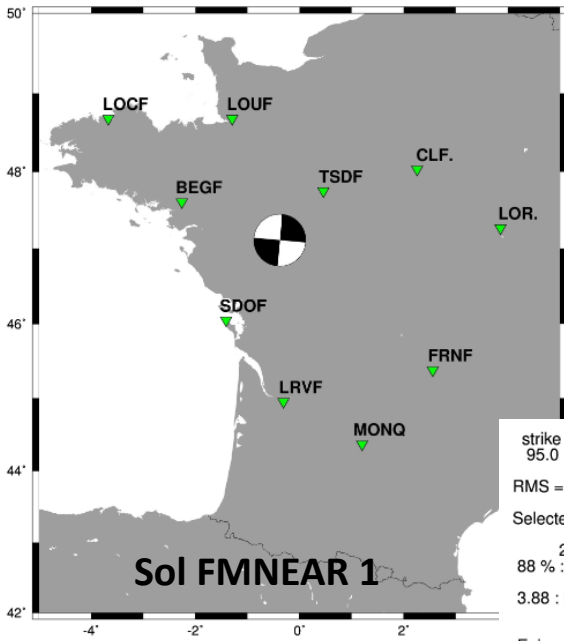


Plan 2:
Strike 277
Dip 75
Rake 152

+ : first motion in compression (Zup) o : first motion in dilatation (Z down) ○ : polarity in disagreement with the FM

Focal mechanism from waveform inversion (FMNEAR)

Standard velocity model
from routine FMNEAR inversions



strike dip rake
95.0 90.0 -179.0 : best focal mechanism
RMS = 0.367
Selected depth: 7.0 km
29 = number of components with freqband > 0.015Hz
88 % : index of confidence
3.88 : Mw from waveform inversion

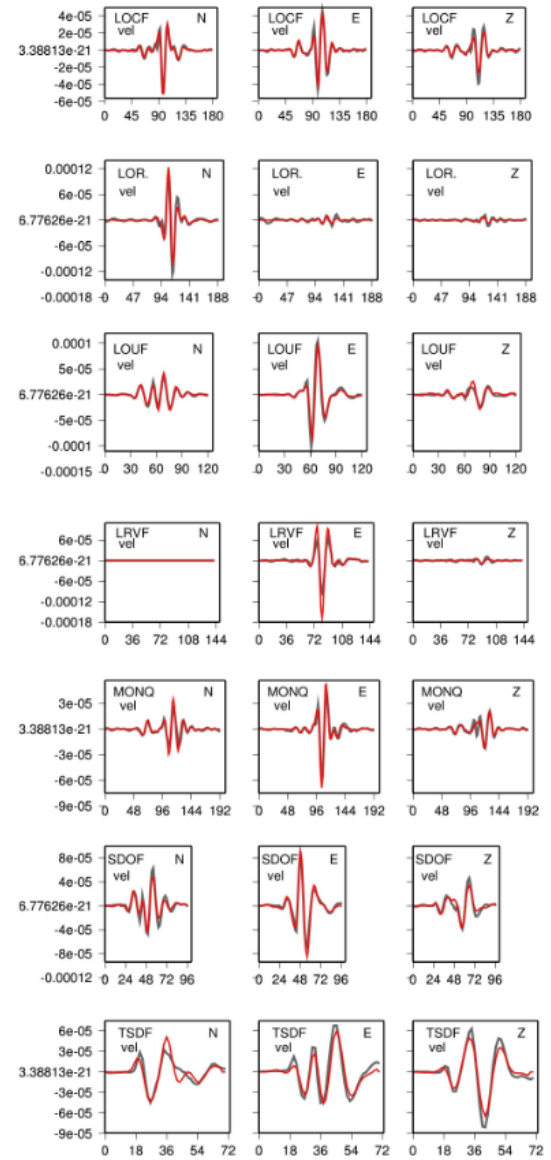
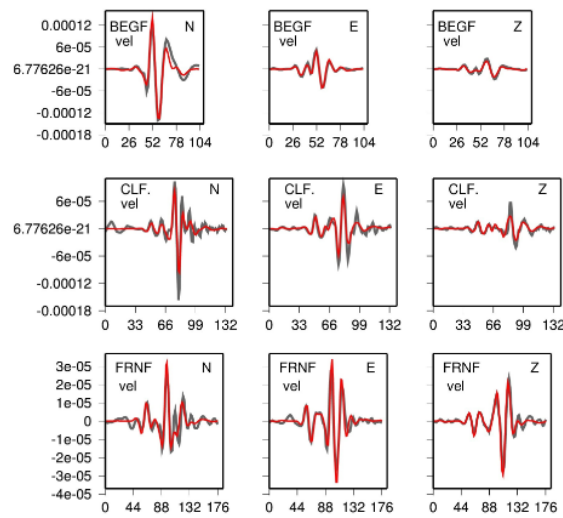

Epicenter used (lat,lon): 47.110 -0.378
Starting depth(km): 7.0

strike dip rake of the second nodal plane:
5.0 89.0 0.0

***** quality: A *****

**** Signification of quality ****
A: focal mechanism STRONGLY CONSTRAINED
B: focal mechanism WELL CONSTRAINED
C: focal mechanism MODERATELY CONSTRAINED
D: focal mechanism WEAKLY CONSTRAINED
E: focal mechanism BARELY CONSTRAINED
F: focal mechanism NOT CONSTRAINED

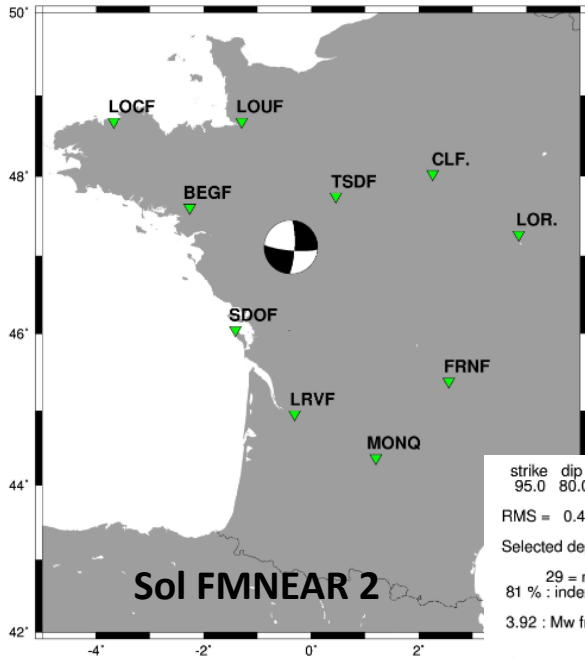
Vélocité model




X axis: time in seconds Y axis: displacement in cm
Grey line: observed Red line: computed

Focal mechanism from waveform inversion (FMNEAR)

**Specific velocity model
close to the gradient model found**



Vélocité model

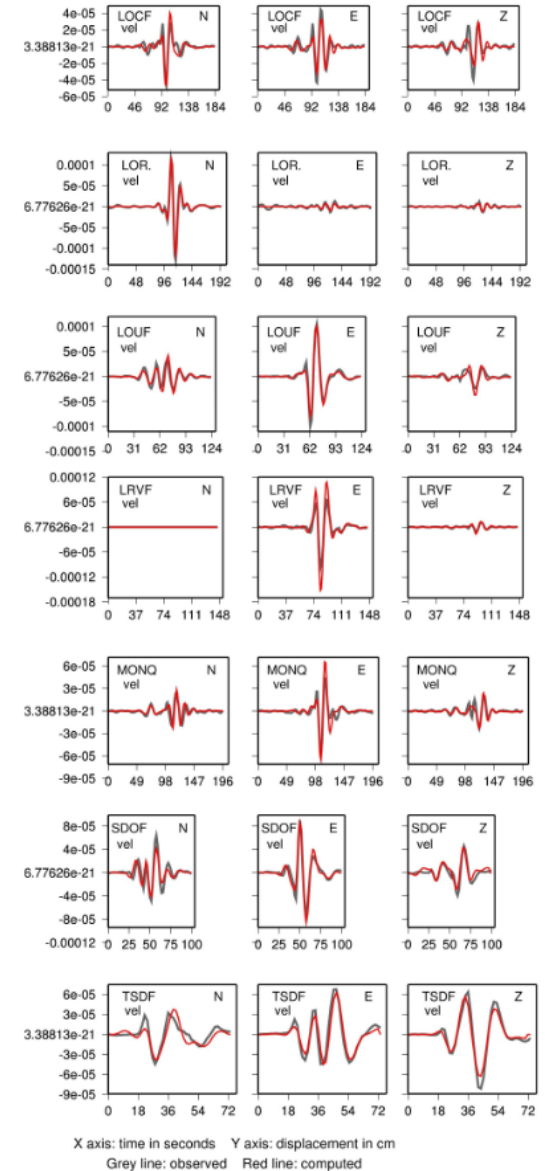
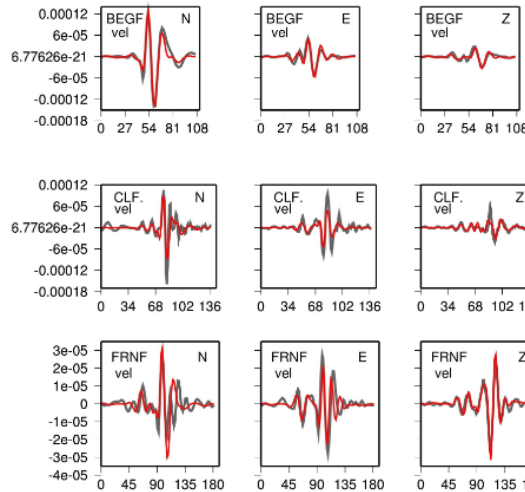
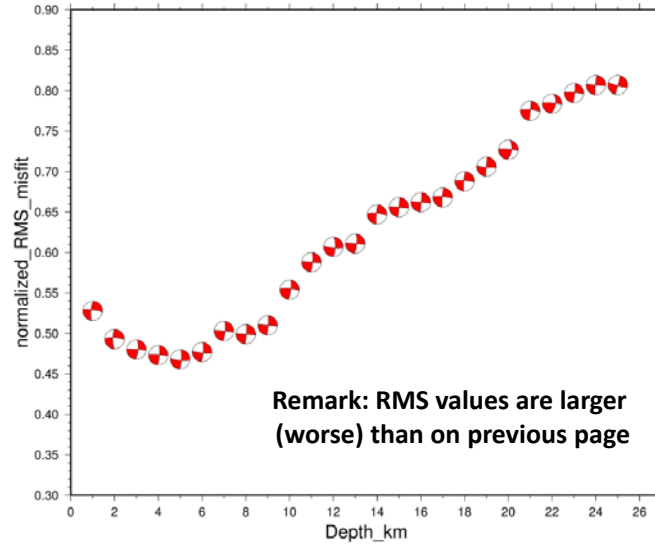


strike dip rake
95.0 80.0 -168.3 : best focal mechanism
RMS = 0.468
Selected depth: 5.0 km
29 = number of components with freqband > 0.015Hz
81 % : index of confidence
3.92 : Mw from waveform inversion

Epicerter used (lat,lon): 47.110 -0.378
Starting depth(km): 5.0

strike dip rake of the second nodal plane:
2.9 78.5 -10.2

.....
..... quality: A
.....
**** Signification of quality ****
A: focal mechanism STRONGLY CONSTRAINED
B: focal mechanism WELL CONSTRAINED
C: focal mechanism MODERATELY CONSTRAINED
D: focal mechanism WEAKLY CONSTRAINED
E: focal mechanism BARELY CONSTRAINED
F: focal mechanism NOT CONSTRAINED
.....



**Bande de fréquence (filtrage)
utilisée par composante
dans FMNEAR**

BEGF N vel	0.0300 Hz to	0.0800 Hz
BEGF E vel	0.0300 Hz to	0.0800 Hz
BEGF Z vel	0.0300 Hz to	0.0800 Hz
CLF. N vel	0.0500 Hz to	0.1200 Hz
CLF. E vel	0.0500 Hz to	0.1200 Hz
CLF. Z vel	0.0500 Hz to	0.1200 Hz
FRNF N vel	0.0300 Hz to	0.0800 Hz
FRNF E vel	0.0300 Hz to	0.0800 Hz
FRNF Z vel	0.0300 Hz to	0.0800 Hz
LOCF N vel	0.0300 Hz to	0.0800 Hz
LOCF E vel	0.0300 Hz to	0.0800 Hz
LOCF Z vel	0.0300 Hz to	0.0800 Hz
LOR. N vel	0.0300 Hz to	0.0800 Hz
LOR. E vel	0.0300 Hz to	0.0800 Hz
LOR. Z vel	0.0300 Hz to	0.0800 Hz
LOUF N vel	0.0300 Hz to	0.0800 Hz
LOUF E vel	0.0300 Hz to	0.0800 Hz
LOUF Z vel	0.0300 Hz to	0.0800 Hz
LRVF E vel	0.0300 Hz to	0.0800 Hz
LRVF Z vel	0.0300 Hz to	0.0800 Hz
MONQ N vel	0.0300 Hz to	0.0800 Hz
MONQ E vel	0.0300 Hz to	0.0800 Hz
MONQ Z vel	0.0300 Hz to	0.0800 Hz
SDOF N vel	0.0300 Hz to	0.0800 Hz
SDOF E vel	0.0300 Hz to	0.0800 Hz
SDOF Z vel	0.0300 Hz to	0.0800 Hz
TSDF N vel	0.0300 Hz to	0.0800 Hz
TSDF E vel	0.0300 Hz to	0.0800 Hz
TSDF Z vel	0.0300 Hz to	0.0800 Hz

Mw par MWSYNTH (comparaison des plateaux des spectres en déplacement entre sismogrammes complets observés et sismogrammes synthétiques précalculés pour différentes valeurs de Mw)

```
█ 4.12 +/- 0.12
  as computed Mw (mean) with +/- one sigma
  number of stations included: 9
```

```
rem1: the minimum and maximum magnitudes that
can be computed with this version are 2.0 and 9.0
```

```
rem2: only stations including the S wave plus
20s of signal are retained
```

```
rem3: stations whose Mw differs by more than 0.8
from the median Mw are discarded from the final
computation
```

detail by station

stat	inst	dist	azim	freq	Mw	weight
BEGF	vel	152.4	291.6	.1000	4.02	10.000000
CHIF	vel	108.5	181.2	.1000	4.09	10.000000
CLF.	vel	222.3	62.8	.1000	4.16	10.000000
FRNF	vel	296.1	130.3	.1000	3.91	10.000000
LOCF	vel	300.9	305.4	.1000	4.18	10.000000
LOUF	vel	186.6	338.8	.1500	4.01	6.666667
LRVF	vel	240.1	178.7	.1000	4.36	10.000000
SDOF	vel	142.0	213.7	.1000	4.11	10.000000
TSDF	vel	94.7	41.5	.1000	4.18	10.000000

~

Conclusions

Profondeur hypocentrale :

- Inversion des temps T_p et T_s : profondeur mal contrainte entre 3 et 20 km
- Inversion des formes d'ondes FMNEAR : profondeur bien contrainte entre 5 et 7 km, pour les deux modèles de vitesses différents

La profondeur préférentielle est donc 5 à 7 km

Mécanisme au foyer:

Avec les polarités : deux solutions un peu différentes, indépendamment de la profondeur. Une décrochante à peu près pure (sol FMP 1), l'autre avec une composante inverse plus marquée (sol FMP 2).

FMNEAR : mécanisme stable, très proche de la solution FMP 1 par polarités

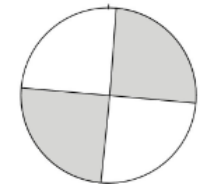
Avec la similarité des solutions FMP 1 et FMNEAR le mécanisme au foyer peut être considéré comme bien contraint

M_w : 3.9 (par FMNEAR)

(M_w = 4.1 par MWSYNTH, méthode rapide et automatique, un peu moins précise que FMNEAR)

Solution retenue:

strike dip rake
95. 90. -179.



Plan 2:
Strike 5
Dip 89
Rake 0